


## Introductory sub-table (I)(a)

Name of the Company:		BLUE PEARL TEXSPIN LIMITED ( TRANSFEREE COMPANY) PRE AMALGAMATION	
Scrip Code, Name of the scrip, class of security:		514440	
Quarter ended:		07/03/2014	
<b>Partly paid-up shares:-</b>	<b>No. of partly paid-up shares</b>	<b>As a % of total no. of partly paid-up shares</b>	<b>As a % of total no. of shares of the company</b>
Held by promoter/promoter group	0	NIL	0
Held by public	0	NIL	0
<b>Total - D</b>	<b>NIL</b>	<b>NIL</b>	<b>NIL</b>
<b>Outstanding convertible securities:-</b>	<b>No. of outstanding securities</b>	<b>As a % of total no. of outstanding convertible securities</b>	<b>As a % of total no. of shares of the company, assuming full conversion of the convertible securities</b>
Held by promoter/promoter group	0	NIL	NIL
Held by public	0	NIL	NIL
<b>Total - E</b>	<b>NIL</b>	<b>NIL</b>	<b>NIL</b>
<b>Warrants:-</b>	<b>No. of warrants</b>	<b>As a % of total no. of warrants</b>	<b>As a % of total no. of shares of the company, assuming full conversion of warrants</b>
Held by promoter/promoter group	0	NIL	NIL
Held by public	0	NIL	NIL
<b>Total - F</b>	<b>NIL</b>	<b>NIL</b>	<b>NIL</b>
<b>Total paid-up capital of the company, assuming full conversion of warrants and convertible securities</b>	<b>5120000</b>		




**Statement Showing Shareholding Pattern**

Category code	Category of Shareholder	Number of Shareholders	Table (I)(a)			Total shareholding as a percentage of total number of shares		Shares Pledged or otherwise encumbered	
			Total number of shares	Number of shares held in dematerialized form	As a percentage of(A+B) <sup>1</sup>	As a percentage of (A+B+C)	Number of shares	As a percentage	
<b>(A)</b>	<b>Shareholding of Promoter and Promoter Group<sup>2</sup></b>								
<b>1</b>	<b>Indian</b>								
(a)	Individuals/ Hindu Undivided Family	6	342522	0	6.69	6.69	0	0.00	
(b)	Central Government/ State Government(s)	0	0	0	0.00	0.00	0	0.00	
(c)	Bodies Corporate	0	0	0	0.00	0.00	0	0.00	
(d)	Financial Institutions/ Banks	0	0	0	0.00	0.00	0	0.00	
(e)	Any Others(Specify)	0	0	0	0.00	0.00	0	0.00	
(e-i)	Other Individuals	0	0	0	0.00	0.00	0	0.00	
(e-ii)	Mutual Fund	0	0	0	0.00	0.00	0	0.00	
(e-iii)	Body Corp in Concert	0	0	0	0.00	0.00	0	0.00	
(e-iv)	Non Government Institutions	0	0	0	0.00	0.00	0	0.00	
	<b>Sub Total(A)(1)</b>	<b>6</b>	<b>342522</b>	<b>0</b>	<b>6.69</b>	<b>6.69</b>	<b>0</b>	<b>0.00</b>	
<b>2</b>	<b>Foreign</b>								
a	Individuals (Non-Residents Individuals/ Foreign Individuals)	0	0	0	0.00	0.00	0	0.00	
b	Bodies Corporate	1	1000658	0	19.54	19.54	0	0.00	
c	Institutions	0	0	0	0.00	0.00	0	0.00	
d	Any Others(Specify)	0	0	0	0.00	0.00	0	0.00	
	<b>Sub Total(A)(2)</b>	<b>1</b>	<b>1000658</b>	<b>0</b>	<b>19.54</b>	<b>19.54</b>	<b>0</b>	<b>0.00</b>	
	<b>Total Shareholding of Promoter and Promoter Group (A)= (A)(1)+(A)(2)</b>	<b>7</b>	<b>1343180</b>	<b>0</b>	<b>26.23</b>	<b>26.23</b>	<b>0</b>	<b>0.00</b>	
<b>(B)</b>	<b>Public shareholding</b>								
<b>1</b>	<b>Institutions</b>								
(a)	Mutual Funds/ UTI	2	13500	0	0.26	0.26	0	0.00	
(b)	Financial Institutions/ Banks	1	1200	0	0.02	0.02	0	0.00	
(c)	Central Government/ State Government(s)	0	0	0	0.00	0.00	0	0.00	
(d)	Venture Capital Funds	0	0	0	0.00	0.00	0	0.00	
(e)	Insurance Companies	0	0	0	0.00	0.00	0	0.00	
(f)	Foreign Institutional Investors	0	0	0	0.00	0.00	0	0.00	
(g)	Foreign Venture Capital Investors	0	0	0	0.00	0.00	0	0.00	
(h)	Any Other (specify)	0	0	0	0.00	0.00	0	0.00	
	<b>Sub-Total (B)(1)</b>	<b>3</b>	<b>14700</b>	<b>0</b>	<b>0.29</b>	<b>0.29</b>	<b>0</b>	<b>0.00</b>	



*Am. S.*

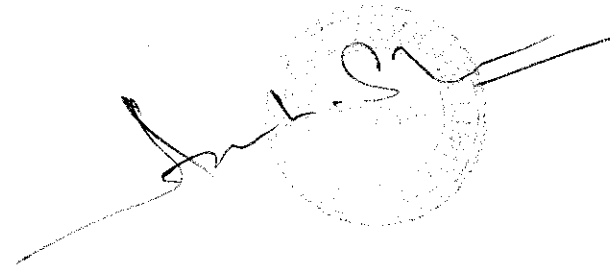

*Am. S.*

<b>B 2</b>	<b>Non-institutions</b>							
(a)	Bodies Corporate	40	96595	8195	1.89	1.89	0	0.00
(a-i)	Corporate Client Bene	0	0	0	0.00	0.00	0	0.00
(a-ii)	Corporate client Margin	0	0	0	0.00	0.00	0	0.00
(a-iii)	Corporate Body (Offer)	0	0	0	0.00	0.00	0	0.00
(b)	Individuals				0.00	0.00	0	0.00
I	Individuals -i. Individual shareholders holding nominal share capital up to Rs 1 lakh	8249	2095965	163405	40.94	40.94	0	0.00
II	ii. Individual shareholders holding nominal share capital in excess of Rs. 1 lakh	28	1329560	362560	25.97	25.97	0	0.00
(c)	Any Other (specify)	0	0	0	0.00	0.00	0	0.00
(c-i)	NRI Individuals (Non Rep)	280	239700	0	4.68	4.68	0	0.00
(c-ii)	OCB	0	0	0	0.00	0.00	0	0.00
(c-iii)	Foreign Bodies	0	0	0	0.00	0.00	0	0.00
(c-iv)	NRI (Repatriation)	1	300	300	0.01	0.01	0	0.00
	<b>Sub-Total (B)(2)</b>	<b>8598</b>	<b>3762120</b>	<b>534460</b>	<b>73.48</b>	<b>73.48</b>	<b>0</b>	<b>0.00</b>
<b>(B)</b>	<b>Total Public Shareholding (B)= (B)(1)+(B)(2)</b>	<b>8601</b>	<b>3776820</b>	<b>534460</b>	<b>73.77</b>	<b>73.77</b>	<b>0</b>	<b>0.00</b>
	<b>TOTAL (A)+(B)</b>	<b>8608</b>	<b>5120000</b>	<b>534460</b>	<b>100.00</b>	<b>100.00</b>	<b>0</b>	<b>0.00</b>
(C)	Shares held by Custodians and against which Depository Receipts have been issued							
(1)	Promoter and Promoter Group	0	0	0	0	0.00	0	0.00
(2)	Public	0	0	0	0	0.00	0	0.00
	<b>GRAND TOTAL (A)+(B)+(C)</b>	<b>8608</b>	<b>5120000</b>	<b>534460</b>	<b>100</b>	<b>100</b>	<b>0</b>	<b>0.00</b>





Sr. No.	Name of the shareholder	Details of Shares held		Encumbered shares (*)			Details of warrants		Details of convertible securities		Total shares (including underlying shares assuming full conversion of warrants and convertible securities) as a % of diluted share capital
		Number of shares held	As a % of grand total (A)+(B)+(C)	No.	As a percentage	As a % of grand total (A)+(B)+(C) of sub-clause (D)(a)	Number of warrants held	As a % total number of warrants of the same class	Number of convertible securities held	As a % total number of convertible securities of the same class	
(i)	(ii)	(iii)	(iv)	(v)	(vi)=(v)/(iii)*100	(vii)	(viii)	(ix)	(x)	(xi)	(xii)
1	ARUNA N SHAH	59990	1.171680	0	0.00	0.000000	0	0.000000	0	0.000000	1.171680
2	ARUNA NAVINCHANDRA SHAH	10000	0.195313	0	0.00	0.000000	0	0.000000	0	0.000000	0.195313
3	E-WHA FOAM KOREA CO.	1000658	19.544102	0	0.00	0.000000	0	0.000000	0	0.000000	19.544102
4	NAVIN C SHAH	30150	0.588867	0	0.00	0.000000	0	0.000000	0	0.000000	0.588867
5	NAVINCHANDRA C SHAH	135840	2.653125	0	0.00	0.000000	0	0.000000	0	0.000000	2.653125
6	NIJAL N SHAH	90000	1.757812	0	0.00	0.000000	0	0.000000	0	0.000000	1.757812
7	NIJAL NAVINCHANDRA SHAH	16542	0.323086	0	0.00	0.000000	0	0.000000	0	0.000000	0.323086
<b>Total</b>		<b>1343180</b>	<b>26.233985</b>	<b>0</b>	<b>0.00</b>	<b>0.000000</b>	<b>0</b>	<b>0.000000</b>	<b>0</b>	<b>0.000000</b>	<b>26.233985</b>


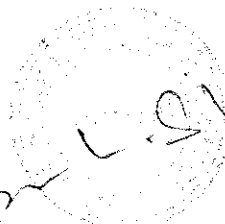
  


(I)(c)(i) **BLUE PEARL TEXSPIN LIMITED**  
category "Public" and holding more than 1% of the total number of shares

Sr. No.	Name of the shareholder	Number of shares held	Shares as a percentage of total number of shares {i.e., Grand Total (A)+(B)+(C) indicated in Statement at para (I)(a) above}	Details of warrants		Details of convertible		Total shares (including underlying shares assuming full conversion of warrants and convertible securities) as a % of diluted share capital
				Number of warrants held	As a % total number of warrants of the same class	Number of convertible securities held	% w.r.t total number of convertible securities of the same class	
1	RENU MANENDRA SINGH	94000	1.835938	0	0.000000	0	0.000000	1.835938
2	AJAY B SHAH	58760	1.147656	0	0.000000	0	0.000000	1.147656
	Jointly With VIJAYA AJAY SHAH							
3	VIJAYA AJAY SHAH	54100	1.056641	0	0.000000	0	0.000000	1.056641
	Jointly With AJAY B SHAH							
4	HIRABEN BHUPATRAI SH	95000	1.855469	0	0.000000	0	0.000000	1.855469
	Jointly With AJAY BHUPATRAI SHAH							
	VIJAYA AJAY SHAH							
5	DAHAYABHAI BALUBHAI	339500	6.630859	0	0.000000	0	0.000000	6.630859
6	HITESH NATWARLAL KA	135000	2.636719	0	0.000000	0	0.000000	2.636719
7	NIMESH S. JOSHI	100000	1.953125	0	0.000000	0	0.000000	1.953125
<b>Total</b>		<b>876360</b>	<b>17.116407</b>	<b>0</b>	<b>0.000000</b>	<b>0</b>	<b>0.000000</b>	<b>17.116407</b>





  


**(I)(c)(ii) BLUE PEARL TEXSPIN LIMITED**

**PAC) belonging to the category "Public" and holding more than 5% of the total number of shares of the company**



Sr. No.	Name(s) of the shareholder(s) and the Persons Acting in Concert (PAC) with them	Number of shares	Shares as a percentage of total number of shares {i.e., Grand Total (A)+(B)+(C) indicated in Statement at para (I)(a) above}	Details of warrants		Details of convertible securities		Total shares (including underlying shares assuming full conversion of warrants and convertible securities) as a % of diluted share capital
				Number of warrants	As a % total number of warrants of the same class	Number of convertible securities held	% w.r.t total number of convertible securities of the same class	
I	DAHABHAI BALUBHAI	339500	6.630859	0	0.000000	0	0.000000	6.630859
<b>Total</b>		<b>339500</b>	<b>6.630859</b>	<b>0</b>	<b>0.000000</b>	<b>0</b>	<b>0.000000</b>	<b>6.630859</b>


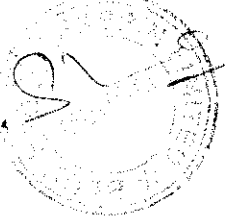
  
  
  


**BLUE PEARL TEXSPIN LIMITED**

**(I)(d) Statement showing details of locked-in shares**

Sr. No.	Name of the shareholder	Number of locked-in shares	Locked-in shares as a (%) percentage of total number of shares {i.e., Grand Total (A)+(B)+(C) indicated in Statement at para (I)(a) above}	Promoter / Promoter Group / Public
1	NIL	Nil	Nil	0
<b>Total</b>		<b>0</b>	<b>0</b>	<b>0</b>

**BLUE PEARL TEXSPIN LIMITED**

**(II)(a) Statement showing details of Depository Receipts (DRs)**

Sr. No.	Type of outstanding DR (ADRs, GDRs, SDRs, etc.)	Number of outstanding DRs	Number of shares underlying outstanding DRs	Shares underlying outstanding DRs as a percentage of total number of shares {i.e., Grand Total (A)+(B)+(C) indicated in Statement at para (I)(a) above}
1	NIL	Nil	Nil	Nil
<b>Total</b>		<b>0</b>	<b>0</b>	<b>0</b>

*[Handwritten signature]*



*[Handwritten signature]*





**BLUE PEARL TEXSPIN LIMITED**

**(II)(b) Statement showing Holding of Depository Receipts (DRs), where underlying shares held by 'promoter/promoter group' are in excess of 1% of the total number of shares**

Sr. No.	Name of the DR Holder	Type of outstanding DR (ADRs, GDRs, SDRs, etc.)	Number of shares underlying outstanding DRs	Shares underlying outstanding DRs as a percentage of total number of shares {i.e., Grand Total (A)+(B)+(C) indicated in Statement at para (I)(a) above}
1	NIL		Nil	Nil
<b>Total</b>		<b>0</b>	<b>0</b>	

